


Summary of Survey Results: 2019 to 2023

Applied filters:

Cohort
Respondents
Response Rate



Past Education

88%













of respondents had taken previous post secondary education

n = 36

Adult Basic Education

English as a
Second Language

Credentials are based on those who had taken previous post secondary education.
Respondents could report more than one type of post secondary credential.



Summary of Survey Results: 2019 to 2023

Applied filters:

CPC: VCC: Community Counselling Skills;

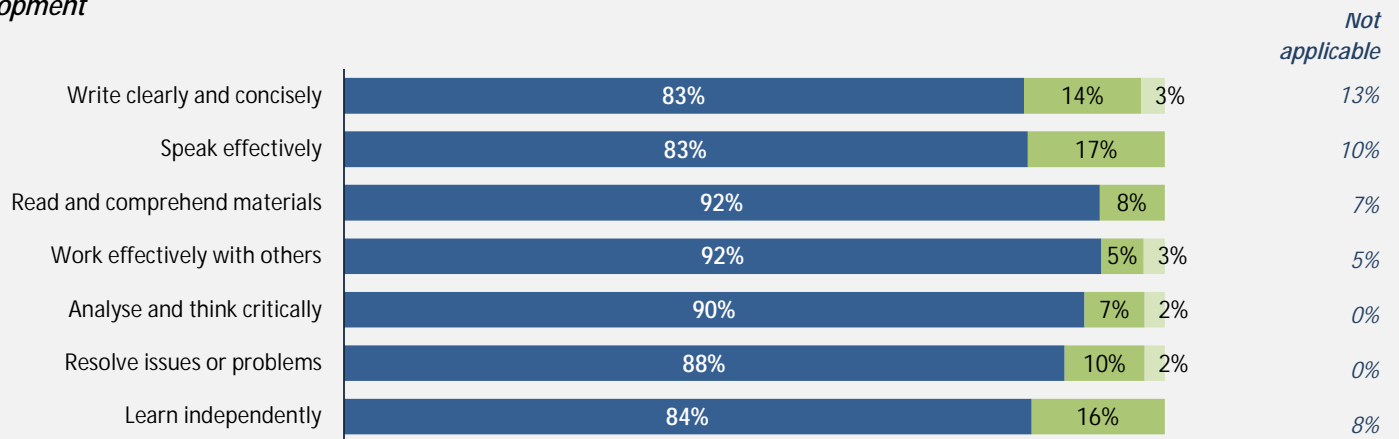
Cohort	63
Respondents	41
Response Rate	65%

Skill Development and Post-Secondary Experience

87%

said they were very satisfied or satisfied with the education they received.

Skill Development



Percentages are based on those who gave a valid rating, excluding those who said Not applicable.

Satisfaction with Post Secondary Experience

Not applicable
0%
0%
0%
0%
0%

Percentages are based on those who gave a valid rating, excluding those who said Not applicable.